


**Introductory sub-table (I)(a)**


Name of the Company	: Prakash Industries Ltd
Scrip Code, Name of the Scrip, class of security	: 506022, Prakash, Equity Shares
As on	: 30.09.2011

Partly paid up shares	No. of partly paid-up shares	As a % of total no. of partly paid-up shares	As a % of total no. of shares of the Company
Held by Promoter / Promoter Group	Nil	N.A.	N.A.
Held by Public	Nil	N.A.	N.A.
<b>Total - D</b>	Nil	N.A.	N.A.
<b>Outstanding convertible securities</b>	<b>No. of outstanding securities</b>	<b>As a % of total no. of outstanding convertible securities</b>	<b>As a % of total no. of shares of the Company, assuming full conversion of the convertible securities</b>
Held by Promoter / Promoter Group	Nil	N.A.	N.A.
Held by Public (FCCBs)	16003698	100.00	10.63
<b>Total - E</b>	16003698	100.00	10.63
<b>Warrants</b>	<b>No. of warrants</b>	<b>As a % of total no. of warrants</b>	<b>As a % of total no. of shares of the Company, assuming full conversion of warrants</b>
Held by Promoter / Promoter Group	Nil	N.A.	N.A.
Held by Public	Nil	N.A.	N.A.
<b>Total - F</b>	Nil	N.A.	N.A.
<b>Total paid-up capital of the Company, assuming full conversion of warrants and convertible securities (Grand Total (A+B+C+D+E+F))</b>	<b>150492212</b>		<b>100.00</b>



**Statement showing Shareholding Pattern  
Table (I)(a)**

Category Code	Category of Shareholder	No. of Shareholders	Total No. of Shares	No. of Shares held in dematerialized form	Total shareholding as a percentage of total No. of shares		Shares pledged or otherwise encumbered	
					As a percentage of (A+B) (VI)	As a percentage of (A+B+C) (VII)	No. of Shares (VIII)	As a percentage (IX)= (VIII)/(IV)*100
(I)	(II)	(III)	(IV)	(V)	(VI)	(VII)	(VIII)	(IX)
(A)	<b>Shareholding of Promoter and Promoter Group</b>							
(1)	<b>Indian</b>							
(a)	Individuals/ Hindu Undivided Family	6	7165828	7165528	5.33	5.33	0	0.00
(b)	Central Govt. / State Govt(s).	-	-	-	-	-	-	-
(c)	Bodies Corporate	38	55453062	49202262	41.23	41.23	0	0.00
(d)	Financial Institutions / Banks	-	-	-	-	-	-	-
(e)	Any Other (specify)	-	-	-	-	-	-	-
	<b>Sub-Total (A)(1)</b>	<b>44</b>	<b>62618690</b>	<b>56367790</b>	<b>46.56</b>	<b>46.56</b>	<b>0</b>	<b>0.00</b>
(2)	<b>Foreign</b>	<b>N.A.</b>	<b>N.A.</b>	<b>N.A.</b>	<b>N.A.</b>	<b>N.A.</b>	<b>N.A.</b>	<b>N.A.</b>
(a)	Individuals (Non Resident individuals / Foreign Individuals)							
(b)	Bodies Corporate							
(c)	Institutions / Banks							
(d)	Any Other (specify)							
	<b>Sub-Total (A)(2)</b>	<b>-</b>	<b>-</b>	<b>-</b>	<b>-</b>	<b>-</b>	<b>-</b>	<b>-</b>
	<b>Total Shareholding of Promoter and Promoter Group (A)=(A)(1)+(A)(2)</b>	<b>44</b>	<b>62618690</b>	<b>56367790</b>	<b>46.56</b>	<b>46.56</b>	<b>0</b>	<b>0.00</b>
(B)	<b>Public Shareholding</b>						<b>N.A.</b>	<b>N.A.</b>
(1)	<b>Institutions</b>						<b>N.A.</b>	<b>N.A.</b>
(a)	Mutual Funds / UTI	10	4348864	4305864	3.23	3.23		
(b)	Financial Institutions / Banks	15	3785	1130	0.00	0.00		
(c)	Central Government / State Governments	-	-	-	-	-		
(d)	Venture Capital Funds	-	-	-	-	-		
(e)	Insurance Companies	3	739666	739466	0.55	0.55		
(f)	Foreign Institutional Investors	40	14403480	14401630	10.71	10.71		
(g)	Foreign Venture Capital Investors							
(h)	Any Other (specify)							
	<b>Sub-Total (B)(1)</b>	<b>68</b>	<b>19495795</b>	<b>19448090</b>	<b>14.50</b>	<b>14.50</b>		
(2)	<b>Non-Institutions</b>						<b>N.A.</b>	<b>N.A.</b>
(a)	Bodies Corporate	1378	28366336	17412931	21.09	21.09		
(b)	Individuals							
	i. Individual shareholders holding nominal share capital upto Rs.1 lakh	55898	17637254	14573534	13.11	13.11		
	ii. Individual shareholders holding nominal share capital in excess of Rs.1 lakh	187	5634928	5548928	4.19	4.19		
(c)	Any Other (specify) NRIs / OBCs	482	735511	730386	0.55	0.55		
	<b>Sub-Total (B)(2)</b>	<b>57945</b>	<b>52374029</b>	<b>38265779</b>	<b>38.94</b>	<b>38.94</b>		
	<b>Total Public Shareholding (B) = (B)(1)+(B)(2)</b>	<b>58013</b>	<b>71869824</b>	<b>57713869</b>	<b>53.44</b>	<b>53.44</b>	<b>N.A.</b>	<b>N.A.</b>
	<b>TOTAL (A) + (B)</b>	<b>58057</b>	<b>134488514</b>	<b>114081659</b>	<b>100.00</b>	<b>100.00</b>		
(C)	<b>Shares held by Custodians and against which Depository Receipts have been issued</b>	<b>N.A.</b>	<b>N.A.</b>	<b>N.A.</b>	<b>N.A.</b>	<b>N.A.</b>	<b>N.A.</b>	<b>N.A.</b>
	<b>GRAND TOTAL (A)+(B)+(C)</b>	<b>58057</b>	<b>134488514</b>	<b>114081659</b>	<b>100.00</b>	<b>100.00</b>	<b>0</b>	<b>0.00</b>



(1)(b) Statement Showing Shareholding of persons belonging to the Category  
"Promoter and Promoter Group"

Sr. No.	Name of the Shareholder	Total shares held		Shares pledged or otherwise encumbered		
		Number	As a % of grand total (A)+(B)+(C)	Number	As a % age (VI)=(V)/(III)* 100	As a % of grand total (A)+(B)+(C) of sub-clause (I)(a) of (VII)
(I)	(II)	(III)	(IV)	(V)	(VI)	(VII)
1	SHRI V.P. AGARWAL	526884	0.39	0	0.00	0.00
2	SHRI V.P. AGARWAL (HUF)	229389	0.17	0	0.00	0.00
3	SMT. MOHINI AGARWAL	6123856	4.55	0	0.00	0.00
4	SHRI VIKRAM AGAWAL	266859	0.20	0	0.00	0.00
5	SMT. GANGA DEVI AGARWAL	18540	0.01	0	0.00	0.00
6	SMT. SUDHA GUPTA	100	0.00	0	0.00	0.00
7	AIRCON SYSTEMS (INDIA) PVT. LTD.	96800	0.07	0	0.00	0.00
8	AMBROSIA COMMERCE PVT. LTD.	1937800	1.44	0	0.00	0.00
9	CHAIBASA STEEL PVT LTD	250000	0.19	0	0.00	0.00
10	DHRUV COMMERCE PVT. LTD.	1781500	1.32	0	0.00	0.00
11	ESSENTIAL ELECTRONICS PVT. LTD.	899400	0.67	0	0.00	0.00
12	EVERSHINE MERCANTILE PVT. LTD.	1921700	1.43	0	0.00	0.00
13	EXCEL FINCAP PVT. LTD.	102135	0.08	0	0.00	0.00
14	FOCUS SECURITIES & CREDITS PVT. LTD.	1460000	1.09	0	0.00	0.00
15	FOUR WINGS MARKETING PVT. LTD.	401700	0.30	0	0.00	0.00
16	GMK BUILDERS PVT. LTD.	8169800	6.07	0	0.00	0.00
17	GOEL CONTAINERS PVT. LTD.	1378682	1.03	0	0.00	0.00
18	HISSAR TUBES PVT. LTD.	1350012	1.00	0	0.00	0.00
19	HI-TECH MERCANTILE (INDIA) PVT. LTD.	3000895	2.23	0	0.00	0.00
20	MELTON FURNACES PVT. LTD.	10750	0.01	0	0.00	0.00
21	NEW ERA COMMERCE & SECURITIES PVT. LTD.	215985	0.16	0	0.00	0.00
22	OCEAN ISPAT PVT. LTD.	300000	0.22	0	0.00	0.00
23	PAREEK OVERSEAS PVT. LTD.	1200110	0.89	0	0.00	0.00
24	PRAKASH CAPITAL SERVICES LTD.	1510167	1.12	0	0.00	0.00
25	PRAKASH INDUSTRIAL FINANCE LTD.	904950	0.67	0	0.00	0.00
26	PREMIER FINCAP PVT. LTD.	1243480	0.92	0	0.00	0.00
27	PRIMENET GLOBAL LTD.	3278987	2.44	0	0.00	0.00
28	PRIME MERCANTILE PVT. LTD.	3716720	2.76	0	0.00	0.00
29	PROSPERO SECURITIES PVT. LTD.	624700	0.46	0	0.00	0.00
30	ROURKELA STEEL PVT. LTD.	1591074	1.18	0	0.00	0.00
31	SAMYAK SECURITIES PVT. LTD.	1500000	1.12	0	0.00	0.00
32	SHIKHA MERCANTILE PVT. LTD.	73100	0.05	0	0.00	0.00
33	SHREE LABH LAKSHMI CAPITAL SERVICES PVT. LTD.	2311471	1.72	0	0.00	0.00
34	SPRING MERCANTILE PVT. LTD.	1392800	1.04	0	0.00	0.00
35	STYLE LEASING & FINANCE PVT. LTD.	1114400	0.83	0	0.00	0.00
36	SUNVIN TRADING & INVESTMENT PVT. LTD.	1250000	0.93	0	0.00	0.00
37	SUVARNA MARKETING PVT. LTD.	105200	0.08	0	0.00	0.00
38	SUVARNA MERCANTILE PVT. LTD.	93410	0.07	0	0.00	0.00
39	TECHDRIVE SOFTWARE LTD.	1155550	0.86	0	0.00	0.00
40	TOOLS INDIA PVT. LTD.	900900	0.67	0	0.00	0.00
41	UNITY MERCANTILE PVT. LTD.	258675	0.19	0	0.00	0.00
42	VANSHI FARMS PVT. LTD.	777043	0.58	0	0.00	0.00
43	VISION MERCANTILE PVT. LTD.	2168700	1.61	0	0.00	0.00
44	WELTER SECURITIES LTD.	5006666	3.72	0	0.00	0.00
	<b>TOTAL</b>	<b>62618690</b>	<b>46.56</b>	<b>0</b>	<b>0.00</b>	<b>0.00</b>




(1)(c) Statement showing Shareholding of persons belonging to the Category "Public" and holding more than 1% of the total number of shares

Sr. No.	Name of the Shareholder	Number of Shares held	Shares as a percentage of total number of shares (i.e. Grand Total (A)+(B)+(C) indicated in Statement at para (1)(a) above)
1	Amarjoti Vanijya Pvt. Ltd.	10000000	7.436
2	Deutsche Securities Mauritius Ltd.	5989060	4.453
3	Reliance Capital Trustee Co. Ltd. A/c Reliance	4259383	3.167
4	Nilkanth Fincon Pvt. Ltd.	3000000	2.231
5	Ankit Nivesh and Management Pvt. Ltd.	2730000	2.030
6	Rajnil Sales Pvt. Ltd.	2708334	2.014
7	Morgan Stanley Mauritius Company Ltd.	2401963	1.786
<b>Total</b>		<b>31088740</b>	<b>23.116</b>

(1)(d) Statement showing details of Locked-In Shares

Sr. No.	Name of the Shareholder	Category of Shareholders (Promoters / Public)	Number of locked-in shares	Locked-in shares as a percentage of total number of shares (i.e. Grand Total (A)+(B)+(C) indicated in Statement at para (1)(a) above)
1	Amarjoti Vanijya Pvt. Ltd.	Public	10000000	7.436
<b>Total</b>			<b>10000000</b>	<b>7.436</b>



(II)(a) Statement showing details of depository receipts (DRs)

Sr. No.	Type of outstanding DR (ADRs, GDRs, SDRs etc.)	Number of outstanding DRs	Number of shares underlying outstanding DRs	Shares underlying outstanding DRs as a percentage of total number of shares (i.e. Grand Total (A)+(B)+(C) indicated in Statement at para (1)(a) above)
1				
2				
3				
4				
5				
	Total			

**Not applicable**

(II)(b) Statement showing holding of depository receipts (DRs), where underlying Shares are in excess of 1% of the total number of shares

Sr. No.	Name of the DR Holder	Type of outstanding DR (ADRs, GDRs, SDRs etc.)	Number of shares underlying outstanding DRs	Shares underlying outstanding DRs as a percentage of total number of shares (i.e. Grand Total (A)+(B)+(C) indicated in Statement at para (1)(a) above)
1				
2				
3				
4				
5				
	Total			

**Not applicable**

