



Prakash Industries Limited

(AN ISO 9001 , 14001 AND OHSAS 18001 Certified Company)
Champa-495671 Distt. - Janjgir-Champa (Chhattisgarh)
CIN: L27109HR1980PLC010724
Phone: 07819-245103, 245108, 245378
Fax: 07819-283594 Web. - www.prakash.com

PIL/EHS/ENV/MoEF&CC/2019/1869

Date: 06.11.2019

Additional Principle Chief Conservator of Forest,
Ministry of Environment, Forests and Climate Change (MoEFCC),
(Govt. of India), Regional Office, West – Central Zone (WCZ),
Ground Floor, East Wing, New Secretariate Building,
Civil Line, Nagpur – 440001 (M.S.)
Phone No. 0712 – 2531319, Fax No. 0712 – 2531319

Sub: Six Monthly Environment Clearance Compliance Status Report along with Monitoring Data for Ambient Air, Water, Noise and Stack Emissions etc.

Ref.: 1. Environment Clearance no. J-11011/522/2008-IA II (I) dtd 03.11.2010 and subsequent Extension of validity of Environmental Clearance dtd 07.08.2019.
2. Your letter No. 5-76/2010(ENV)/352 dated 09.05.2016.

Sir,


This has reference to the above subject matter. Please find enclosed herewith six monthly Environmental Clearance Compliance status report alongwith Environmental Monitoring Data for Ambient Air, Water, Noise, Stack Emission, Solid Waste, Expenses for Environmental Management & Corporate Social Responsibility and Green Belt development details during the period of April 2019 to September 2019.

We hope you will find the above in order.

Thanking you,

Yours faithfully,
For PRAKASH INDUSTRIES LIMITED,


Santosh Thawait
Sr. Manager – EHS



Encl. : As above.

CC TO:

The Member Secretary,
Chhattisgarh Environment
Conservation Board (CECB),
Paryavas Bhawan, North Block,
Sector – 19, Atal Nagar,
Raipur (C.G.) 492002

The Regional Director,
Central Pollution Control
Board (CPCB),
Sahkar Bhawan,
3rd Floor, North T.T. Nagar,
Bhopal – 462003 (M. P.)

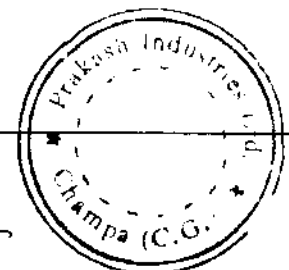
: For favour of information
please.

The Regional Officer,
Chhattisgarh Environment Conservation Board (CECB),
Vyapar Vihar, Near Dindayal Upadhyay Park,
Bilaspur (C.G.) 495001


**Monitoring the Implementation of Environmental Safeguards
Ministry of Environment, Forest & Climate Change
Regional Office (Western Central Zone), Nagpur**

**MONITORING REPORT
PART - I
DATA SHEET**

Sl. No.	Particulate	Descriptions
1	Project type: River- valley/ Mining/ Industry/ Thermal/ Nuclear/ Other (Specify)	Industry – Integrated Steel Plant comprising of Sponge Iron, Power and Steel Manufacturing
2	Name of the project	Sponge, Power, Bloom, Billet and Ferro alloys
3	Clearance letter (s)/ OM No. and date	NO. J-11011/522/2008-IA.II (I) dtd. 03.11.2010 & subsequent Extension of Validity of Environmental Clearance dtd 07.08.2019
4	Location: a) District (s) b) State (s) c) Location Latitude/Longitude	Janjgir- Champa Chhattisgarh Latitude: 22° 00' 16.74"N, Longitude: 82° 40' 11.35"E,
5	Address for correspondence a) Address of the Concerned Project Chief Engineer (with Pin Code, Email & telephone/telex/fax numbers) b) Address of the Executive Projects Engineer/Manager (with Pin Code & telephone/telex/fax numbers)	Sh. A. K. Chaturvedi Director (Corporate Affairs), Vill. - Hathneora, P.O. - Champa, Tehsil - Champa, Dist.- Janjgir-Champa, Chhattisgarh Pin Code- 495671 Email- akc@prakash.com Telephone (O): 07819-283000, Fax: 07819-245367 Sh. Santosh Thawait Sr. Maneger – EHS Vill. - Hathneora, P.O. - Champa, Tehsil - Champa, Dist.- Janjgir-Champa, Chhattisgarh Pin Code- 495671 Email- ehs@prakash.com Telephone (O): 07819-283000, Fax: 07819-245367
6	Salient features a) Of the project b) Of the Environmental management plans	As per annexure- IX As per annexure- X
7	Break up of the project area a) Submergence area: forest & non forest b) Others	Non forest. The projects are planned to setup on existing land of 603 Acres.
	a. Total Plot Area	603 Acres
	b. Built – Up Area (Including Road)	203 Acres
	c. Open Space available	150 Acres
	d. Green belt area	250 Acres
8	Break up of the project affected population with enumeration of those losing houses/dwelling units only, agricultural land only both dwelling units & agricultural land & landless laborers/artisans: a) SC, ST/Adivasi b) Others (Please indicate whether these figures are based on any scientific and systematic survey carried out or only provisional figures, if a survey carried out give details & year of survey)	No population has been affected adversely as the Plant is installed in available land area of 603 Acres already possession. No R & R issues involved.



<p>9 Financial details:</p> <p>a) Projects cost as originally planned and subsequent revised estimates and the year of price reference.</p> <p>b) Allocation made for environmental management plans with item wise and year wise break-up</p> <p>c) Benefit cost ratio/Internal rate of Return and the year of assessment</p> <p>d) Whether © includes the cost of environmental management as shown in the above</p> <p>e) Actual expenditure incurred on the projects so far</p> <p>f) Actual expenditure incurred on the environmental management plans so far</p>	<p>The capital cost of the plant (Integrated Steel Plant) is 3253 (Sponge Iron, West Heat Recovery Boiler, Captive Power Plant & Steel Manufacturing) +196 (Ferro Alloys) Crores. Thus the total Capital cost is Rs. 3449 Crores.</p> <p>The cost of environmental protection measures would be around Rs. 100.0 Crs. with an annual Recurring cost of Rs. 20.0 Cr.</p> <p>---</p> <p>---</p> <p>---</p> <p>---</p>
<p>10 Forest land requirement:</p> <p>a) The status of approval for diversion of forest land for non-forestry use</p> <p>b) The status of clearing felling</p> <p>c) The status of compensatory afforestation programme in the light of actual field experience</p> <p>d) Comments on the viability & sustainability of compensatory afforestation program in the light of actual field experience so far</p>	<p>The projects are planned to setup on existing land of 603 Acres. No any Forest land is required.</p>
<p>11 The status of clear felling in non-forest area (Such as submergence area of reservoir, Approach roads), if any with quantitative information.</p>	<p>No any Forest land is required.</p>
<p>12 Status of construction (Actual &/or planned)</p> <p>a) Date of commencement (Actual &/or planned)</p> <p>b) Date of completion (Actual &/or planned)</p>	<p>Kiln-1 & WHRB-1= 01.11.1993, Kiln-2 & WHRB-2=08.07.1996, Kiln-3 & WHRB-3=12.12.2009, Kiln-4 & WHRB-4= 15.02.2012, Kiln-5 & WHRB-5=14.06.2017, FBB-1=01.08.1999, FBB-2&3=01.03.2005, FBB-4=01.09.2011, FBB-5&6=01.03.2012, FBB-FBB-7=20.04.2017, Steel Manufacturing=17.10.1993, 01.06.2008, 17.08.2009, 13.10.2009, 09.04.2010, 25.09.2013, 19.10.2013, 01.12.2013, 01.01.2014. SAF-1=22.11.2004, SAF-2=11.02.2005, SAF-3=20.07.2005, SAF-4=18.10.2008, SAF-5&6=21.06.2013, SAF-7=04.03.2015, SAF-8=16.06.2015, SAF-9=17.02.2017</p>
<p>13 Reason for the delay if the project is yet to start.</p>	<p>NA</p>
<p>14 Dates of site visits</p> <p>a) The dates on which the Project was monitored by Regional Office on previous occasions, if any</p> <p>b) Date of site visit for this monitoring Report</p>	<p>---</p> <p>---</p>
<p>15 Details of correspondence with project authorities for obtaining action plan / information on status of compliance to safeguard other than the routine letter for logistic support for site visit. (The monitoring report may obtain the details of all the latter issued so far but the later report may cover only the latter issued subsequently)</p>	<p>a) MoEF&CC letter no. 5-76/2010 (Env) / 352 09.05.2016.</p> <p>b) Our letter. PIL/EHS/ENV/MoEF/2018/1522 dtd. 24.01.2018, Information letter submitted.</p> <p>c) Our letter. PIL/EHS/ENV/MoEF/2019/1774 dtd. 14.05.2019, Six Monthly Compliance Report Submitted.</p>



Prakash Industries Limited: Champa

Compliance status on Environmental Clearance
(Vide letter No. J – 11011/522/2008-IA II (I) dated 03.11.2010 and
Subsequent Extension of validity of Environmental Clearance dtd 07.08.2019


Sl. No	Condition No	Condition as per Environmental Clearance dtd 03.11.2010	Current status of Compliance																																																				
2		The Ministry of Environment and Forests has examined the application for the above project. It is noted that M/s Prakash Industries Ltd. have proposed for the expansion of Integrated Steel Plant at Village Hathneora, Janjgir-Champa in Chhattisgarh. Total project area is 603 acres and expansion will be carried out in the existing plant area. No additional land is required. Green belt will be developed in 159 acres of plant area. No national park / wild life sanctuary / eco-sensitive area is located within 10 km radius. Total cost of the project is Rs. 2,240.0 Crores. Rs. 100.0 Crores and Rs. 20 Crores will be earmarked towards capital cost and recurring cost/annum for environmental protection measures.	Project proponent has consented to the condition.																																																				
3		<p>Following are the details of existing and proposed plants.</p> <table border="1" style="width: 100%; border-collapse: collapse; margin-bottom: 10px;"> <thead> <tr> <th style="width: 25%;">Units</th> <th style="width: 15%;">Existing capacity</th> <th style="width: 15%;">Proposed Capacity</th> <th style="width: 45%;">Total capacity</th> </tr> </thead> <tbody> <tr> <td>Sponge Iron plant</td> <td>0.7 MTPA</td> <td>1.3 MTPA</td> <td>2.0 MTPA</td> </tr> <tr> <td>Captive Power plant</td> <td></td> <td></td> <td></td> </tr> <tr> <td>Co-generation power plant(WHRB)</td> <td>37 MW</td> <td>63 MW</td> <td>100 MW</td> </tr> <tr> <td>Coal based power plant</td> <td>87.5 MW</td> <td>100 MW</td> <td>187.5 MW</td> </tr> <tr> <td>BF gas based power plant</td> <td>Nil</td> <td>20 MW</td> <td>20 MW</td> </tr> <tr> <td>Total</td> <td>124.5 MW</td> <td>183 MW</td> <td>307.5 MW</td> </tr> <tr> <td>Ingots/Billets/Blooms</td> <td>1.0 MTPA</td> <td>1.0 MTPA</td> <td>2.0 MTPA</td> </tr> <tr> <td>TMT/Wire rod mill</td> <td>Nil</td> <td>0.6 MTPA</td> <td>0.6 MTPA</td> </tr> <tr> <td>Blast Furnace</td> <td>Nil</td> <td>1.0 MTPA from 4x350 m³ Blast furnace</td> <td>1.0 MTPA</td> </tr> <tr> <td>Ferro alloy plant</td> <td>9 x 7.5 MVA (1,15,000 TPA)</td> <td>Nil</td> <td>9 x 7.5 MVA (1,15,000 TPA) submerged furnace (SAF)</td> </tr> <tr> <td>Sinter plant</td> <td>Nil</td> <td>1.45 MTPA</td> <td>1.45 MTPA</td> </tr> <tr> <td>Oxygen plant</td> <td>Nil</td> <td>800 TPD</td> <td>800 TPD</td> </tr> </tbody> </table>	Units	Existing capacity	Proposed Capacity	Total capacity	Sponge Iron plant	0.7 MTPA	1.3 MTPA	2.0 MTPA	Captive Power plant				Co-generation power plant(WHRB)	37 MW	63 MW	100 MW	Coal based power plant	87.5 MW	100 MW	187.5 MW	BF gas based power plant	Nil	20 MW	20 MW	Total	124.5 MW	183 MW	307.5 MW	Ingots/Billets/Blooms	1.0 MTPA	1.0 MTPA	2.0 MTPA	TMT/Wire rod mill	Nil	0.6 MTPA	0.6 MTPA	Blast Furnace	Nil	1.0 MTPA from 4x350 m ³ Blast furnace	1.0 MTPA	Ferro alloy plant	9 x 7.5 MVA (1,15,000 TPA)	Nil	9 x 7.5 MVA (1,15,000 TPA) submerged furnace (SAF)	Sinter plant	Nil	1.45 MTPA	1.45 MTPA	Oxygen plant	Nil	800 TPD	800 TPD	<p>Project proponent has consented to the condition.</p> <p>Existing capacity has been in reference with EC Vide letter no. J – 11011/128/2004-IA II (I) dated 27.01.2005 & Proposed capacity is according to EC Vide letter no. J – 11011/522/2008-IA II (I) dated 03.11.2010 and subsequent Extension of validity of Environmental Clearance dtd 07.08.2019.</p> <p>Present status is as below:- Sponge Iron plant : - 10.0 LTPA Captive power plant : - Co-generation power plant (WHRB) : - 47.0 MW Coal based power plant :- 162.5 MW Ingots/Billets/Blooms:- 10.0 LTPA TMT/Wire rod mill : -Nil Blast Furnace :- Nil Ferro alloy plant :- 9 x 7500 KVA Sinter plant :- Nil Oxygen plant :- Nil</p>
Units	Existing capacity	Proposed Capacity	Total capacity																																																				
Sponge Iron plant	0.7 MTPA	1.3 MTPA	2.0 MTPA																																																				
Captive Power plant																																																							
Co-generation power plant(WHRB)	37 MW	63 MW	100 MW																																																				
Coal based power plant	87.5 MW	100 MW	187.5 MW																																																				
BF gas based power plant	Nil	20 MW	20 MW																																																				
Total	124.5 MW	183 MW	307.5 MW																																																				
Ingots/Billets/Blooms	1.0 MTPA	1.0 MTPA	2.0 MTPA																																																				
TMT/Wire rod mill	Nil	0.6 MTPA	0.6 MTPA																																																				
Blast Furnace	Nil	1.0 MTPA from 4x350 m ³ Blast furnace	1.0 MTPA																																																				
Ferro alloy plant	9 x 7.5 MVA (1,15,000 TPA)	Nil	9 x 7.5 MVA (1,15,000 TPA) submerged furnace (SAF)																																																				
Sinter plant	Nil	1.45 MTPA	1.45 MTPA																																																				
Oxygen plant	Nil	800 TPD	800 TPD																																																				
4		It is noted that ESP will be provided to WHRB, CPP, DRI Kiln and Sinter Plant to control particulate emissions less than 50 mg/Nrn ³ . Dust settling chamber (DSC) for settling the dust and After Burning Chamber (ABC) for burning CO will be provided and gases will be passed through WHRB to generate power. Fume Extraction System to SMS and SAF will be provided. DRI kiln and blast furnace gas will be used in WHRB to produce power. Water	<p>Complied.</p> <p>Project proponent has provided ESPs in DRI Kiln & WHRB and CPP to control particulate emissions less than 50 mg/Nrn³. Installed dust settling chamber (DSC) for settling the dust and After Burning Chamber (ABC) for</p>																																																				

(Handwritten Signature)



Prakash Industries Limited: Champa

		<p>sprinkling devices will be installed to suppress the dust at material storage yard. Closed conveyors and bag houses will be provided to reduce fugitive dust emissions. Dust extraction system will be provided to raw material handling system. Bag filters will be provided at all junction houses, crushing and screening plants for iron ore, coal and dolomite. Dry fog dust suppression system will be provided to raw material handling unit and dump yard. Venturi scrubber to control the emission from the blast furnace will be installed and water required for the same will be met from the River Hasdeo.</p>	<p>burning CO and there after the gases are passed through WHRB to generate power. PP has established venturi scrubbers for fume extraction & bag filter in Steel Melting Shop (SMS) and bag filters are installed in SAF for the same purpose. Water sprinkling devices are installed to suppress the dust at material storage yard. Closed conveyors and bag houses are provided to reduce fugitive dust emissions. Dust extraction systems are provided at raw material handling system. Bag filters are provided at all junction houses, crushing and screening plants of iron ore, coal and dolomite. Dry fog dust suppression systems have been provided at raw material handling unit and dump yard. The supply of water required is obtained from the River Hasdeo.</p>
5		<p>Total water requirement for the proposed expansion will be 18.25 MCM/annum and will be met from the river Hasdeo. Re-circulating cooling system will be used to conserve water. ETP will be installed for the treatment of wastewater. All the treated wastewater will be fully recycled. The wastewater from Gas Cleaning Plant of Blast Furnace containing suspended solids will be treated in ETP. Cooling tower blow down water after treatment in ETP will be used for dust suppression in the plant premises. Treated STP waste water will be used for green belt development. There will be zero discharge of effluent.</p>	<p>Complied.</p> <p>Total requirement of total expansion is met from river Hasdeo. Project proponent has already provided ETP capacity 5500 m³/day & 19200 m³/day for the treatment of waste water and treated water are using for dust suppression in the plant premises and re-circulating cooling systems have been provided to conserve water. PP has already provided STP 500 m³/day for the treatment of domestic waste water and treated water are using for green belt development. Plant is maintaining 'Zero' discharge condition.</p>
6		<p>Coal and char will be used in FBC boiler. BF slag will be granulated in slag granulation plant and provided to cement manufacturers. Coke breeze, fuel dust, mill scales will be used in sinter plant. Scales from the rolling mill will be used in Sinter plant. The fly ash and bottom ash will be used for brick and road making or will be sold to Cement plants. ESP dust will be used in fly ash bricks and also for back filling in mines. Accretion material and wet scrubber dust will be used in road making. The slag from the steel melting shop will be given for metal recovery and dust will be reused in the sinter plant. Spent oil and lubricants will be given to authorized re-processors. DRI kiln, BF gas will be used as fuel to generate power. LDO / HFO will be used as fuel.</p>	<p>Complied.</p> <p>Project proponent has been using coal as well as char in FBC boiler. The fly ash and bottom ash are using for brick and road making. ESP dust is used in manufacturing of fly ash bricks and also used for back filling in mines. Accretion material and wet scrubber dust are using in road making. The slag from the steel melting shop is used for metal recovery and dust is reused in the road making. Spent oil and lubricants are disposed of</p>




Prakash Industries Limited: Champa

			to authorized re-processors. Hot gases obtained from DRI kilns are used as fuel to generate the power in Waste Heat Recovery Boiler (WHRB). LDO / HFO are using as fuel.
7		All the Integrated Steel plants are listed at S. No. 3(a) under Category 'A' of the Schedule of EIA Notification, 2006 and appraised at the Central level.	Project proponent has consented to the condition.
8		The proposal was considered by the Expert Appraisal Committee-1 (industry) in its 14th meeting held during 23 rd - 25 th September, 2010. The Committee recommended the proposal for environmental clearance subject to stipulation of specific conditions along with other environmental conditions.	Project proponent has consented to the condition.
9		Based on the information submitted by you, presentation made by you and consultant, EMTRC, Consultants Pvt. Ltd, New Delhi. The Ministry of Environment and Forests hereby accords environmental clearance to the above project under the provisions of EIA Notification dated 14th September 2006- subject to strict compliance of the following specific and general conditions:	Project proponent has consented to the condition.

A. SPECIFIC CONDITIONS:

	i.	Efforts shall be made to reduce RSPM levels in the ambient air and a time bound action plan shall be submitted. On-line ambient air quality monitoring and continuous stack monitoring facilities for all the stacks shall be provided and sufficient air pollution control devices viz. Electrostatic precipitator (ESP), gas cleaning plant, bag filters etc. shall be provided to keep the emission levels below 50 mg/Nm ³ by installing energy efficient technology.	Complied. Project proponent has provided bag filters, dust extraction system, wet spray system, dry fogging system to reduce fugitive emission. Four on-line Ambient Air Quality Monitoring (AAQM) systems and continuous stack monitoring facilities such as opacity meters & gas analyzers are provided in the stacks. PP has already installed ESP, Bag filters to keep the emission below 50 mg/Nm ³ . Data on ambient air quality and stack emission for the period of April 2019 to September 2019 are given in Annexure-I .
	ii.	As proposed, Electrostatic precipitator (ESP) shall be provide to sponge iron plant, WHRB, CFBC and dust catcher to blast furnace to control PM levels within 50 mg/ Nm ³ . Fume extraction system shall be provide to Induction furnaces and SAF to control the emissions within the prescribed standards.	Complied. Project proponent has already provided ESP in SID WHRB, CFBC plant and Fume extraction system & bag filter system in Induction Furnace Division and bag filters in Sub Merged Arc Furnace Division for control of the emission within the prescribed standards.
	iii.	The National Ambient Air Quality Standards issued by the Ministry vide G. S. R. No. 826 (E) dated 16 th November,	Complied. The National Ambient Air Quality

(Signature)



Prakash Industries Limited: Champa

		2009 shall be followed.	Standards issued by the Ministry vide G. S. R. No. 826 (E) dated 16 th November, 2009.
	iv.	Gaseous emission levels including secondary fugitive emission from all the sources shall be controlled within the latest permissible limits issued by the Ministry and regularly monitored. Guidelines/Code of Practice issued by the CPCB shall be followed. Standards for the sponge iron plant issued by the Ministry vide G.S.R. 414 (E) dated 30 th May, 2008 shall be followed.	Complied. Project proponent has provided adequate arrangements for control of source emission and are strictly following permissible limits issued by the Ministry and regular monitoring is also performed. Guidelines/Code of Practice issued by the CPCB are followed. Standards for the sponge iron plant issued by the Ministry vide G.S.R. 414 (E) dated 30 th May, 2008 are also followed.
	v.	Total water requirement shall not exceed 18.25 MCM/annum. Necessary permission from the State Irrigation Department shall be obtained for drawl of water. The water consumption shall not exceed as per the standard prescribed for the steel plants. Efforts shall further be made to use maximum water from the rain water harvesting sources. Use of air cooled condensers shall be explored and closed circuit cooling system shall be provide to reduce water consumption and water requirement shall be modified accordingly. All the effluent shall be treated and used for ash handling, dust suppression and green belt development. No effluent shall be discharged and 'Zero' discharge shall be adopted. Sanitary sewage should be treated in septic tank followed by soak pit.	Complied. Necessary permission from the state Irrigation Department has been obtained for drawl of water vide letter no. 290/29/4/200/M/31/02/OJP/D-4 Raipur dtd. 14/1/2010 which got revised vide sanctioned letter No. 5018/29/4/2000/M/31/OJP/ 02/D-4, Naya Raipur dtd. 30.11.2016 for 1.825 MCM per Annum. Water consumption in this regard is as per prescribed standard. PP has provided the rain water harvesting system. PP has provided ETP capacity 5500 m ³ /day & 19200 m ³ /day for treatment of industrial effluent water and treated water is using in ash conveying, handling dust separation. PP has also provided STP of 500 m ³ /day capacity for treatment of domestic effluent water and treated water is using in green belt development. Plant is maintaining 'Zero' discharge condition.
	vi.	Efforts shall be made to make use of harvested rain water. If needed, capacity of the reservoir shall be enhanced to meet the maximum water requirement. Only balance water requirement shall be met from other source.	Complied. Project proponent has already provided the rain water harvesting system.
	vii.	Regular monitoring of influent and effluent surface, sub-surface and ground water shall be ensured and treated wastewater should meet the norms prescribed by the State Pollution Control Board or described under the Environment (Protection) Act, 1986 whichever are more stringent. Leachate study for the effluent generated and analysis shall also be regularly carried out and report submitted to the Ministry's Regional Office at Bhopal,	Complied. Monitoring and analysis are carried out and parameters are within the prescribed norms. Regularly submitting the monitoring reports to CEOB, CPCB and MoEF. Water analysis data





Prakash Industries Limited: Champa

		Chhattisgarh Environment Conservation Board (CECB) and CPCB.	given as Annexure-II.
viii.		The char from DRI plant shall be utilized in FBC boiler of power plant and no char shall be used for briquette making or disposal off anywhere else. FBC boiler shall be installed simultaneously along with the DRI plant to ensure full utilization of char from the beginning. All the blast furnace (BF) slag shall be provided to the cement manufactures. Scrap shall be used in steel melting shop (SMS) and SMS slag and kiln accretions shall be properly utilized. All the other solid waste including broken refractory mass shall be properly disposed off in environment-friendly manner.	Complied. Project proponent has been using Char in FBC boiler of captive power plant and scrap, and metal recovered from slag in Induction Furnaces. SMS slag and Kiln accretions are used in road making. Properly disposing off the solid waste in safe and scientific manner.
ix.		In-plant control measures like bag filters, de-dusting and dust suppression system shall be provided to control fugitive emissions from all the vulnerable sources. Dust extraction and suppression system shall be provided at all the transfer points, coal handling plant and coke sorting plant of coke oven plant. Bag filters shall be provided to hoods and dust collectors to coal and coke handling to control dust emissions. Water sprinkling system shall be provided to control secondary fugitive dust emissions generated during screening, loading, unloading, handling and storage of raw materials etc.	Complied. Project proponent has provided bag filters, de-dusting and dust suppression system to control fugitive emission. Dust extraction and suppression system at all the transfer points, coal handling plant have been provided to control the emission. Water sprinkling systems have been provided to control secondary fugitive dust emission generated during screening loading, unloading handling and storage of raw materials.
x.		Proper utilization of fly ash shall be ensured as per Fly ash notification, 1999 and subsequent amendment in 2003 & 2009.	Complied. Project proponent are strictly following fly ash notification, 1999 and subsequent amendment in 2003, 2009, 2016 & 2019 for proper utilization of fly ash.
xi.		Vehicular pollution due to transportation of raw material and finished products shall be controlled. Proper arrangements shall also be made to control dust emissions during loading and unloading of the raw material and finished product.	Complied. Project proponent has been providing facility of spraying water through the tankers and sprinklers for control of vehicular pollution during transportation of raw material and finished products. Project proponent has provided bag filters system to control dust emission in the units where loading and unloading of the raw materials and finished products are taken place.
xii.		All internal roads shall be black topped. The roads shall be regularly cleaned with mechanical sweepers. A 3-tier avenue plantation using native species shall be developed along the roads. Facilities for parking of trucks carrying raw coal from the linked coalmines shall be created within the Unit.	Complied. Project proponent has provided three numbers of road sweeping machines for regular cleaning of road. PP has also provided black topped for all internal roads. Adequate plantation is done in the



Prakash Industries Limited: Champa

			factory premises including plantation along the roads. PP has also made arrangement of parking of trucks carrying raw coal.
xiii.	Proper handling, storage, utilization and disposal of all the solid waste shall be ensured and regular report regarding toxic metal content in the waste material and its composition, end use of solid/hazardous waste should be submitted to the Ministry's Regional Office at Bhopal, CECB and CPCB.	Complied.	Proper handling, storage, utilization and disposal of all solid waste have been performed. Regularly submitting the report to MoEF, CPCB and CECB. Utilization of solid waste is given in Annexure-III.
xiv.	A time bond action plan shall be submitted to reduce solid waste, its proper utilization and disposal.	Complied.	Project proponent has been complying for utilization and disposal of solid wastes.
xv.	Risk and Disaster Management Plan along with the mitigation measures shall be prepared and a copy submitted to the Ministry's Regional Office at Bhopal, CECB and CPCB within 3 months of issue of environment clearance letter.	Complied.	
xvi.	As proposed, green belt shall be developed in 33% of plant area as per the CPCB guidelines in consultation with the DFO.	Complied.	Project proponent has planted 2,86,640 saplings within the premises as per CPCB guidelines. PP always prefer local species for green belt development. Project proponent has consented to the conditions and abided to the decisions taken by MoEF,GOI/CPCB/ Government of Chhattisgarh / CECB from time to time in this regard. Audit for plantation were done by M/s. Society for Environment, Raipur & DFO, Dist.; Janjgir-Champa (C.G.). Copies of the audit report & details of plantation are enclosed as Annexure-IV (Colly).
xvii.	All the recommendations made in the Charter on Corporate Responsibility for Environment Protection (CREP) for the Steel Plants shall be implemented.	Complied.	Project proponent are complying CREP guidelines of Steel manufacturing Plant. Details enclosed as Annexure-V.
xviii.	All the commitments made to the public during the Public Hearing / Public consultation meeting held on 5 th March, 2010 shall be satisfactorily implemented and a separate budget for implementing the same should be allocated and information submitted to the Ministry's Regional Office at Bhopal.	Complied.	
xix.	At least 5% of the total cost of the project shall be earmarked towards the corporate social responsibility and item-wise details along with time bound action plan	Complied.	Project proponent are keeping



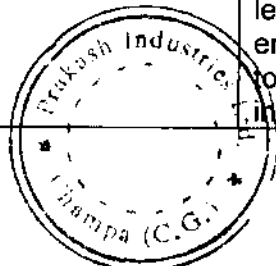
Prakash Industries Limited: Champa

		should be prepared and submitted to the Ministry's Regional Office at Bhopal. Implementation of such program should be ensured accordingly in a time bound manner.	separate funds for implementation of the mentioned conditions and for environmental safeguards. The funds earmarked for the environmental protection measures have not been diverted for any other purposes. Details enclosed as Annexure-VI .
	xx.	The company shall provide housing for construction labour within the site with all necessary infrastructure and facilities such as fuel for cooking, mobile toilets, mobile STP, safe drinking water medical health care, crèche etc. the housing may be in the form of temporary structures to be removed after the completion of the project.	Complied. Project proponent informed that temporary huts for labours alongwith all necessary infrastructure was provided at the time of implementation of project. After completion of project now it has been removed.

B. GENERAL CONDITIONS:

	i.	The project authority shall adhere to the stipulations made by Chhattisgarh Environment Conservation Board (CECB) and State Government.	Project proponent has consented to the condition.
	ii.	No further expansion or modification of the plant shall be carried out without prior approval of this Ministry.	Project proponent has consented to the condition.
	iii.	The gaseous emissions from various process units shall conform to the load/mass based standards notified by this Ministry on 19 th May, 1993 and standards prescribed from time to time. The CECB may specify more stringent standards for the relevant parameters keeping in view the nature of the industry and its size and location. At no time, the emission level shall go beyond the prescribed standards. Interlocking facilities shall be provided so that process can be automatically stopped in case emission level exceeds the limit.	Complied. Project proponent has installed four on-line Ambient Air Quality Monitoring (AAQM) systems and continuous stack monitoring facilities such as opacity meters & gas analyzers in the stacks and are also connected to the Board servers. PP has already installed ESP, Bag filters dust extraction system, wet spray system, dry fogging system to control emission.
	iv.	The overall noise levels in and around the plant area should be kept well within the standards (85 dBA) by providing noise control measures including acoustic hoods, silencers, enclosures etc. on all sources of noise generation. The ambient noise levels shall conform to the standards prescribed under Environment (Protection) Act, 1986 Rules, 1989 viz. 75 dBA (daytime) and 70 dBA (nighttime).	Complied. Precautions for all the workers/officers are being taken to avoid any accompanist noised hazards. Facilities like ear plugs and ear muffs are being provided to reduce noise risk to all workers/officers. The ambient noise level remains within 75 dB (A) during daytime and 70 dB (A) during night time within factory premises. PP has taken adequate measures for control of noise levels below 85 dB(A) in the work environment. PPE's also provided to all employees who are working in high noise area. Noise level

[Handwritten Signature]



Prakash Industries Limited: Champa

			monitoring results are enclosed as Annexure-VII.
v.	Occupational health surveillance of the workers shall be done on a regular basis and records maintained as per the Factories Act.	Complied. Regular health surveillance is being conducted to all the workers and records are maintained as per the Factories Act.	
vi.	All the environment management measures given in the EIA/EMP shall be implemented and complied with.	Project proponent has consented to the condition.	
vii.	The company shall develop rain water harvesting structures to harvest the rain water for utilization in the lean season besides recharging the ground water table.	Complied. Project proponent has already provided rain water harvesting structures to harvest the rain water for utilization in the lean season besides recharging the ground water table.	
viii.	Proper housekeeping and adequate occupational health programmes shall be taken up as per the Factory Act.	Complied. Project proponent are providing proper housekeeping and occupational health programmes as per the Factory Act.	
ix.	The company shall undertake eco-development measures including community welfare measures in the project area.	Complied.	
x.	A separate environmental management cell to carry out various management and monitoring functions shall be set up under the control of senior Executive.	Complied. Project proponent has set up an environmental cell to carry out the function related to environmental management under the control of senior executive with the support of qualified technical personnel. PP has also set up an environmental laboratory for collection and analysis of environmental samples under the supervision of competent technical personnel.	
xi.	The requisite funds shall be earmarked towards total capital cost and recurring cost/annum for environmental pollution control measures and used judiciously to implement the conditions stipulated by the Ministry of Environment and Forests as well as the State Government. The funds so provided shall not be diverted for any other purpose.	Complied. Project proponent are keeping separate funds for implementation of the mentioned conditions and for environmental safeguards. The funds earmarked for the environmental protection measures are not been diverted for any other purposes. Fund allocated for environmental protection measures and expenses occurred is enclosed here with as Annexure-VIII.	
xii.	The project Authorities shall inform the Regional Office as well as the Ministry, the date of financial closure and final	Project proponent has consented to the condition.	




Prakash Industries Limited: Champa

		approval of the project by the concerned authorities and the date of commissioning the land development work.	
	xiii.	A copy of clearance letter shall be sent by the proponent to concerned Panchayat, Zila Parishad / Municipal Corporation, Urban Body and the local NGO, if any, from whom suggestions / representations, if any were received while processing the proposal. The clearance letter shall also be put on the web site of the company by the proponent.	Complied.
	xiv.	The project proponent shall upload the status of compliance of the stipulated environment clearance conditions, including results of monitored data on their website and shall update the same periodically. It shall simultaneously be sent to the Regional Office of the MOEF, the respective Zonal Office of CPCB and the SPCB. The criteria pollutant levels namely; SPM, RSPM, SO ₂ , NO _x (ambient levels as well as stack emissions) or critical sectoral parameters, indicated for the projects shall be monitored and displayed at a convenient location near the main gate of the company in the public domain.	Complied.
	xv.	The project proponent shall also submit six monthly reports on the status of the compliance of the stipulated environmental conditions including results of monitored data (both in hard copies as well as by e-mail) to the respective Regional Office of MOEF, the respective Zonal Office of CPCB and the CWCB. The Regional Office of this Ministry at Bhopal/CPCB/CECB shall monitor the stipulated conditions.	Complied. Six monthly report for the period of October 2018 to March 2019 was submitted to MoEF&CC, CPCB & CECB vide PIL/EHS/ENV/MoEF/2019/1774 dtd. 14.05.2019.
	xvi.	The environmental statement for each financial year ending 31 st March in Form-V as is mandated to be submitted by the project proponent to the concerned State Pollution control Board as prescribed under the Environment (Protection) Rules, 1986, as amended subsequently, shall also be put on the website of the company alongwith the status of compliance of environmental conditions and shall also be sent to the respective Regional Office of the MOEF by e-mail.	Complied. Environmental statement for the period of April 2018 to March 2019 was submitted to MoEF&CC & CECB vide PIL/EHS/ENV-STATEMENT/2019/1780 (For Sponge Iron, Captive Power Plant & Steel Manufacturing) & PIL/EHS/ENV- STATEMENT/ 2019 /1781 (For Ferro Alloys) dtd. 21.05.2019.
	xvii	The project Proponent shall inform the public that the project has been accorded environmental clearance by the Ministry and copies of the clearance letter are available with the CECB and may also be seen at the website of the Ministry of Environment and Forests at http://envfor.nic.in . This should advertised within seven days from the date of issue of the clearance letter at least in two local newspaper that are widely circulated in the region of which one shall be in the vernacular language of the locality concerned and a copy of the same shall be forwarded to the Regional office at Bhopal.	Complied.
10		The Ministry may revoke or suspend the clearance, if implementation of any of the above conditions is not satisfactory.	Project proponent has consented to the condition.
11		The Ministry reserves the right to stipulate additional conditions if found necessary. The Company in a time bound manner will implement these conditions.	Project proponent has consented to the condition.



Prakash Industries Limited: Champa

12	The above conditions shall be enforced, inter-alia under the provisions of the Water (Prevention & Control of Pollution) Act, 1974, the Air (Prevention & Control of Pollution) Act, 1981, the Environment (Protection) Act, 1986, Hazardous Waste (Management, Handling and Transboundary Movement) Rules, 2008 and the Public (Insurance) Liability Act, 1991 along with their amendments and rules.	Project proponent has consented to the condition.
----	--	---



Prakash Industries Limited: Champa

ANNEXURE - I

STACK MONITORING REPORT


Month	Name of the Stack	Stack height (Mtr.)	Stack dia (Mtr.)	Stack Temp. (°C)	Velocity (m/sec)	PM (mg/Nm ³)
April - 2019	ESP - Kiln - 1	55.0	2.20	184.0	17.75	37.15
	ESP - Kiln - 2	55.0	2.20	185.0	17.96	35.53
	ESP - Kiln - 3	65.0	2.70	158.0	10.11	33.03
	ESP - Kiln - 4	65.0	3.37	155.0	6.65	36.35
	ESP - Kiln - 5	65.0	2.26	150.0	15.17	35.66
	SID-Bag House (K-1&2)	35.0	2.65	40.0	9.09	28.93
	DE-1 (Coal Circuit)	35.0	1.00	41.0	12.78	22.54
	DE-2 (Iron Ore Circuit)	35.0	1.05	43.0	10.08	26.43
	DE-3 (Product Separation)	35.0	0.82	45.0	8.89	29.96
	DE-4 (Intermediate Bin)	35.0	0.55	49.0	8.53	32.74
	DE-5 (Feeding Area Kiln-3)	30.0	0.50	40.0	8.76	27.58
	DE-6 (Coal Circuit Kiln-3)	45.0	1.50	38.0	13.14	26.10
	De-dusting (Bag House Kiln-3)	45.0	2.10	44.0	16.19	27.45
	DE-1 (Kiln-4 & Kiln-5)	30.0	1.40	35.0	9.21	33.06
	DE-2 (Kiln-4 & Kiln-5)	30.0	0.74	36.0	16.42	24.67
	DE-3 (Kiln-4 & Kiln-5)	30.0	0.93	39.0	16.54	28.50
	DE-4 (Kiln-4 & Kiln-5)	30.0	2.00	44.0	5.51	38.58
	DE-5 (Kiln-4 & Kiln-5)	30.0	0.50	40.0	8.76	23.62
	DE-6 (Kiln-4 & Kiln-5)	30.0	0.89	36.0	14.14	24.67
	DE-7 (Kiln-4 & Kiln-5)	30.0	0.52	42.0	9.51	33.61
	DE-8 (Kiln-4 & Kiln-5)	30.0	1.40	50.0	13.85	40.31
	DE-9 (Kiln-4 & Kiln-5) #	30.0	0.85	-	-	-
	DE-10 (Kiln-4 & Kiln-5)	30.0	0.69	39.0	9.65	27.63
	ESP- FBB - 1	65.0	2.90	140.0	7.95	39.78
	ESP- FBB -2&3	80.0	4.20	110.0	6.05	39.97
	New CHP (FBB-2&3)	30.0	1.20	40.0	5.69	27.18
	ESP- FBB- 4	61.0	2.10	127.0	16.09	32.41
	ESP- FBB- 5	61.0	2.10	140.0	15.66	30.66
	ESP- FBB- 6	61.0	2.10	135.0	16.15	33.27
	ESP- FBB- 7	61.0	2.10	134.0	16.56	34.98
	SAF Bag House - (1&2)	35.0	2.42	94.0	8.09	32.86
	SAF Bag House - (3&4)	35.0	2.54	103.0	8.45	34.52
	SAF Bag House - (5&6)	35.0	2.75	85.0	5.85	35.12
	SAF Bag House - (7)	35.0	1.50	92.0	17.42	30.46
	SAF Bag House - (8&9)	35.0	2.10	139.0	15.27	37.32
	IFD (3.0 Ton Shed -1)	35.0	1.50	44.0	9.04	28.30
	IFD (15Ton Old Shed) -1	30.0	0.54	42.0	9.12	35.62

Champa (C.G.)

Prakash Industries Limited: Champa

IFD (15Ton Old Shed) -2	30.0	1.23	45.0	5.73	30.60
IFD (6.0Ton Shed -3)	35.0	1.50	45.0	9.03	32.61
IFD (12Ton Shed - 4)	30.0	1.47	43.0	5.27	27.47
IFD (15Ton 2 nd Shed -5)	30.0	1.22	44.0	8.67	25.51
IFD {15ton 3 rd Shed-6}	30.0	1.47	45.0	5.94	29.40
IFD {15ton(Project) Shed-7}	30.0	1.20	47.0	5.85	31.50
# Presently load of DE-9 (Kiln-4) has been diverted to DE – 4 (Kiln-4) for better performance.					

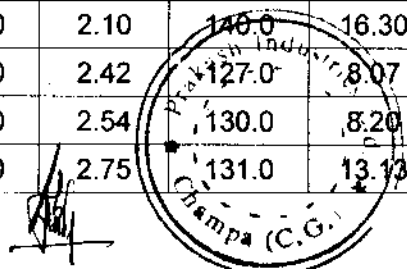
May - 2019	ESP – Kiln - 1	55.0	2.20	192.0	18.39	35.13
	ESP – Kiln - 2	55.0	2.20	195.0	18.45	34.65
	ESP – Kiln - 3	65.0	2.70	156.0	10.57	32.75
	ESP – Kiln - 4	65.0	3.37	157.0	6.79	36.67
	ESP – Kiln - 5	65.0	2.26	140.0	14.72	34.79
	SID-Bag House (K-1&2)	35.0	2.65	54.0	9.69	36.29
	DE-1 (Coal Circuit)	35.0	1.00	43.0	12.73	23.58
	DE-2 (Iron Ore Circuit)	35.0	1.05	45.0	9.99	27.62
	DE-3 (Product Separation)	35.0	0.82	54.0	8.45	31.66
	DE-4 (Intermediate Bin)	35.0	0.55	60.0	8.89	35.53
	DE-5 (Feeding Area Kiln-3)	30.0	0.50	44.0	9.41	29.56
	DE-6 (Coal Circuit Kiln-3)	45.0	1.50	45.0	13.06	30.49
	De-dusting (Bag House Kiln-3)	45.0	2.10	59.0	16.72	40.76
	DE-1 (Kiln-4 & Kiln-5)	30.0	1.40	40.0	9.16	25.55
	DE-2 (Kiln-4 & Kiln-5)	30.0	0.74	42.0	16.55	22.24
	DE-3 (Kiln-4 & Kiln-5)	30.0	0.93	45.0	16.63	27.43
	DE-4 (Kiln-4 & Kiln-5)	30.0	2.00	52.0	6.00	38.71
	DE-5 (Kiln-4 & Kiln-5)	30.0	0.50	49.0	9.15	26.82
	DE-6 (Kiln-4 & Kiln-5)	30.0	0.89	43.0	14.47	33.20
	DE-7 (Kiln-4 & Kiln-5)	30.0	0.52	50.0	9.43	28.48
	DE-8 (Kiln-4 & Kiln-5)	30.0	1.40	63.0	13.98	39.74
	DE-9 (Kiln-4 & Kiln-5) #	30.0	0.85	-	-	-
	DE-10 (Kiln-4 & Kiln-5)	30.0	0.69	47.0	9.19	27.83
	ESP- FBB – 1	65.0	2.90	145.0	8.48	36.94
	ESP- FBB -2&3	80.0	4.20	132.0	6.59	30.17
	New CHP (FBB-2&3)	30.0	1.20	42.0	5.60	25.53
	ESP- FBB- 4	61.0	2.10	132.0	16.00	33.61
	ESP- FBB- 5	61.0	2.10	146.0	15.87	38.56
	ESP- FBB- 6	61.0	2.10	140.0	16.40	35.69
	ESP- FBB- 7	61.0	2.10	139.0	16.85	36.36
	SAF Bag House – (1&2)	35.0	2.42	120.0	8.23	32.41
	SAF Bag House - (3&4)	35.0	2.54	135.0	8.29	33.48
	SAF Bag House - (5&6)	35.0	2.75	140.0	17.78	37.44
SAF Bag House - (7)	35.0	1.50	116.0	17.78	35.55	
SAF Bag House - (8&9)	35.0	2.10	147.0	14.84	38.64	



Prakash Industries Limited: Champa

IFD (3.0 Ton Shed -1)	35.0	1.50	41.0	8.55	27.39
IFD (15Ton Old Shed) -1	30.0	0.54	47.0	8.85	30.67
IFD (15Ton Old Shed) -2	30.0	1.23	44.0	5.65	27.77
IFD (6.0Ton Shed -3)	35.0	1.50	45.0	7.15	29.68
IFD (12Ton Shed - 4)	30.0	1.47	48.0	5.54	31.65
IFD (15Ton 2 nd Shed -5)	30.0	1.22	49.0	8.81	32.64
IFD {15ton 3 rd Shed-6}	30.0	1.47	50.0	5.88	25.57
IFD {15ton(Project) Shed-7}	30.0	1.20	52.0	6.00	26.45
# Presently load of DE-9 (Kiln-4) has been diverted to DE – 4 (Kiln-4) for better performance.					

June - 2019	ESP – Kiln - 1	55.0	2.20	184.0	17.85	31.22
	ESP – Kiln - 2	55.0	2.20	187.0	18.20	36.02
	ESP – Kiln - 3	65.0	2.70	162.0	10.80	33.24
	ESP – Kiln - 4	65.0	3.37	159.0	6.56	35.63
	ESP – Kiln - 5	65.0	2.26	145.0	15.23	32.98
	SID-Bag House (K-1&2)	35.0	2.65	57.0	9.40	38.47
	DE-1 (Coal Circuit)	35.0	1.00	43.0	12.78	23.21
	DE-2 (Iron Ore Circuit)	35.0	1.05	45.0	9.87	32.55
	DE-3 (Product Separation)	35.0	0.82	47.0	8.43	35.42
	DE-4 (Intermediate Bin)	35.0	0.55	50.0	7.78	32.69
	DE-5 (Feeding Area Kiln-3)	30.0	0.50	48.0	9.52	28.84
	DE-6 (Coal Circuit Kiln-3)	45.0	1.50	46.0	13.08	25.56
	De-dusting (Bag House Kiln-3)	45.0	2.10	62.0	16.41	35.04
	DE-1 (Kiln-4 & Kiln-5)	30.0	1.40	42.0	9.05	28.61
	DE-2 (Kiln-4 & Kiln-5)	30.0	0.74	45.0	16.52	29.82
	DE-3 (Kiln-4 & Kiln-5)	30.0	0.93	48.0	16.70	24.94
	DE-4 (Kiln-4 & Kiln-5)	30.0	2.00	62.0	5.77	39.14
	DE-5 (Kiln-4 & Kiln-5)	30.0	0.50	47.0	8.50	27.60
	DE-6 (Kiln-4 & Kiln-5)	30.0	0.89	39.0	14.33	34.61
	DE-7 (Kiln-4 & Kiln-5)	30.0	0.52	53.0	9.41	35.46
	DE-8 (Kiln-4 & Kiln-5)	30.0	1.40	64.0	14.23	37.92
	DE-9 (Kiln-4 & Kiln-5) #	30.0	0.85	-	-	-
	DE-10 (Kiln-4 & Kiln-5)	30.0	0.69	42.0	9.12	31.07
	ESP- FBB – 1	65.0	2.90	-	-	-
	ESP- FBB -2&3	80.0	4.20	115.0	5.97	36.58
	New CHP (FBB-2&3)	30.0	1.20	42.0	4.91	28.10
	ESP- FBB- 4	61.0	2.10	129.0	15.55	31.50
	ESP- FBB- 5	61.0	2.10	139.0	15.84	36.61
	ESP- FBB- 6	61.0	2.10	132.0	16.00	32.83
	ESP- FBB- 7	61.0	2.10	140.0	16.30	30.07
	SAF Bag House – (1&2)	35.0	2.42	127.0	8.07	32.59
	SAF Bag House - (3&4)	35.0	2.54	130.0	8.20	35.12
SAF Bag House - (5&6)	35.0	2.75	131.0	13.13	36.75	




Prakash Industries Limited: Champa

SAF Bag House - (7)	35.0	1.50	127.0	18.19	30.42
SAF Bag House - (8&9)	35.0	2.10	145.0	15.29	39.02
IFD (3.0 Ton Shed -1)	35.0	1.50	49.0	10.18	28.10
IFD (15Ton Old Shed) -1	30.0	0.54	47.0	8.57	33.48
IFD (15Ton Old Shed) -2	30.0	1.23	49.0	6.02	25.60
IFD (6.0Ton Shed -3)	35.0	1.50	55.0	9.17	30.45
IFD (12Ton Shed - 4)	30.0	1.47	51.0	5.49	31.56
IFD (15Ton 2 nd Shed -5)	30.0	1.22	51.0	9.25	34.56
IFD {15ton 3 rd Shed-6}	30.0	1.47	48.0	5.76	29.40
IFD {15ton(Project) Shed-7}	30.0	1.20	51.0	6.14	26.43

Presently load of DE-9 (Kiln-4) has been diverted to DE - 4 (Kiln-4&5) for better performance.
 #* FBB-1 is not under operation from 10.05.2015 to continue.

July -
2019

ESP - Kiln - 1	55.0	2.20	175.0	17.18	40.60
ESP - Kiln - 2	55.0	2.20	170.0	17.23	37.45
ESP - Kiln - 3	65.0	2.70	152.0	10.52	34.55
ESP - Kiln - 4	65.0	3.37	147.0	6.21	30.42
ESP - Kiln - 5	65.0	2.26	137.0	14.56	32.53
SID-Bag House (K-1&2)	35.0	2.65	36.0	8.56	29.75
DE-1 (Coal Circuit)	35.0	1.00	37.0	12.75	23.52
DE-2 (Iron Ore Circuit)	35.0	1.05	38.0	10.06	28.47
DE-3 (Product Separation)	35.0	0.82	41.0	8.82	30.82
DE-4 (Intermediate Bin)	35.0	0.55	45.0	8.69	34.58
DE-5 (Feeding Area Kiln-3)	30.0	0.50	34.0	9.32	28.47
DE-6 (Coal Circuit Kiln-3)	45.0	1.50	36.0	12.82	25.56
De-dusting (Bag House Kiln-3)	45.0	2.10	37.0	15.98	33.81
DE-1 (Kiln-4 & Kiln-5)	30.0	1.40	33.0	8.52	29.99
DE-2 (Kiln-4 & Kiln-5)	30.0	0.74	34.0	16.34	26.75
DE-3 (Kiln-4 & Kiln-5)	30.0	0.93	35.0	16.43	30.43
DE-4 (Kiln-4 & Kiln-5)	30.0	2.00	40.0	5.13	35.63
DE-5 (Kiln-4 & Kiln-5)	30.0	0.50	35.0	8.12	24.15
DE-6 (Kiln-4 & Kiln-5)	30.0	0.89	42.0	14.32	28.75
DE-7 (Kiln-4 & Kiln-5)	30.0	0.52	37.0	8.78	33.84
DE-8 (Kiln-4 & Kiln-5)	30.0	1.40	38.0	13.67	37.79
DE-9 (Kiln-4 & Kiln-5) #	30.0	0.85	-	-	-
DE-10 (Kiln-4 & Kiln-5)	30.0	0.69	40.0	8.82	25.90
ESP- FBB - 1	65.0	2.90	123.0	7.49	32.55
ESP- FBB -2&3	80.0	4.20	135.0	13.52	37.84
New CHP (FBB-2&3)	30.0	1.20	35.0	4.85	24.56
ESP- FBB- 4	61.0	2.10	120.0	15.22	32.49
ESP- FBB- 5	61.0	2.10	130.0	15.32	38.15
ESP- FBB- 6	61.0	2.10	125.0	15.81	34.13
ESP- FBB- 7	61.0	2.10	132.0	15.75	35.62

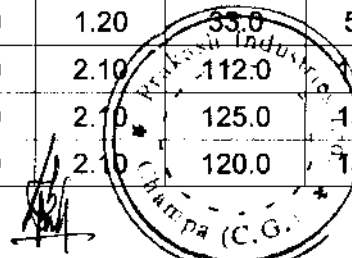


Prakash Industries Limited: Champa

SAF Bag House - (1&2)	35.0	2.42	110.0	7.66	33.65
SAF Bag House - (3&4)	35.0	2.54	117.0	8.10	31.72
SAF Bag House - (5&6)	35.0	2.75	122.0	13.25	35.74
SAF Bag House - (7)	35.0	1.50	115.0	17.66	30.85
SAF Bag House - (8&9)	35.0	2.10	124.0	14.85	38.61
IFD (3.0 Ton Shed -1)	35.0	1.50	34.0	7.48	29.52
IFD (15Ton Old Shed-2)	30.0	1.23	35.0	5.98	31.74
IFD (6.0Ton Shed -3)	35.0	1.50	40.0	9.23	35.57
IFD (12Ton Shed - 4)	30.0	1.47	36.0	5.44	27.81
IFD (15Ton 2 nd Shed -5)	30.0	1.22	37.0	8.85	32.57
IFD {15ton 3 rd Shed-6}	30.0	1.47	38.0	5.77	30.66
IFD {15ton(Project) Shed-7}	30.0	1.20	37.0	5.90	34.80
# Presently load of DE-9 (Kiln-4) has been diverted to DE - 4 (Kiln-4&5) for better performance.					

August -
2019

ESP - Kiln - 1	55.0	2.20	170.0	16.73	37.82
ESP - Kiln - 2	55.0	2.20	175.0	17.23	34.81
ESP - Kiln - 3	65.0	2.70	147.0	10.50	31.47
ESP - Kiln - 4	65.0	3.37	150.0	6.10	39.46
ESP - Kiln - 5	65.0	2.26	140.0	14.72	32.80
SID-Bag House (K-1&2)	35.0	2.65	30.0	8.88	29.73
DE-1 (Coal Circuit)	35.0	1.00	30.0	12.51	25.56
DE-2 (Iron Ore Circuit)	35.0	1.05	31.0	9.34	29.65
DE-3 (Product Separation)	35.0	0.82	33.0	8.10	34.11
DE-4 (Intermediate Bin)	35.0	0.55	36.0	7.84	29.73
DE-5 (Feeding Area Kiln-3)	30.0	0.50	32.0	9.42	24.58
DE-6 (Coal Circuit Kiln-3)	45.0	1.50	33.0	12.29	22.37
De-dusting (Bag House Kiln-3)	45.0	2.10	35.0	15.96	33.48
DE-1 (Kiln-4 & Kiln-5)	30.0	1.40	30.0	9.26	22.93
DE-2 (Kiln-4 & Kiln-5)	30.0	0.74	31.0	16.00	20.46
DE-3 (Kiln-4 & Kiln-5)	30.0	0.93	33.0	16.24	24.69
DE-4 (Kiln-4 & Kiln-5)	30.0	2.00	35.0	5.43	28.74
DE-5 (Kiln-4 & Kiln-5)	30.0	0.50	36.0	9.67	25.82
DE-6 (Kiln-4 & Kiln-5)	30.0	0.89	32.0	14.66	27.89
DE-7 (Kiln-4 & Kiln-5)	30.0	0.52	33.0	8.66	37.36
DE-8 (Kiln-4 & Kiln-5)	30.0	1.40	39.0	13.39	37.80
DE-9 (Kiln-4 & Kiln-5) #	30.0	0.85	-	-	-
DE-10 (Kiln-4 & Kiln-5)	30.0	0.69	33.0	9.56	26.79
ESP- FBB - 1	65.0	2.90	115.0	7.41	36.52
ESP- FBB -2&3	80.0	4.20	108.0	6.16	36.75
New CHP (FBB-2&3)	30.0	1.20	33.0	5.19	28.51
ESP- FBB- 4	61.0	2.10	112.0	15.36	30.68
ESP- FBB- 5	61.0	2.10	125.0	15.12	37.76
ESP- FBB- 6	61.0	2.10	120.0	15.22	35.81




Prakash Industries Limited: Champa

ESP- FBB- 7	61.0	2.10	118.0	15.38	33.44
SAF Bag House – (1&2)	35.0	2.42	113.0	8.24	34.59
SAF Bag House - (3&4)	35.0	2.54	118.0	8.48	36.83
SAF Bag House - (5&6)	35.0	2.75	114.0	13.11	40.60
SAF Bag House - (7)	35.0	1.50	102.0	17.12	32.72
SAF Bag House - (8&9)	35.0	2.10	115.0	15.13	35.50
IFD (3.0 Ton Shed -1)	35.0	1.50	33.0	9.18	30.62
IFD (15Ton Old Shed-2)	30.0	1.23	34.0	5.87	26.77
IFD (6.0Ton Shed -3)	35.0	1.50	40.0	9.02	31.92
IFD (12Ton Shed - 4)	30.0	1.47	34.0	5.53	27.78
IFD (15Ton 2 nd Shed -5)	30.0	1.22	35.0	8.69	32.40
IFD {15ton 3 rd Shed-6}	30.0	1.47	32.0	5.33	26.73
IFD {15ton(Project) Shed-7}	30.0	1.20	43.0	6.36	23.63

Presently load of DE-9 (Kiln-4) has been diverted to DE – 4 (Kiln-4&5) for better performance.

September - 2019	ESP – Kiln - 1	55.0	2.20	183.0	17.89	38.62
	ESP – Kiln - 2	55.0	2.20	184.0	18.06	40.38
	ESP – Kiln - 3	65.0	2.70	152.0	10.73	32.51
	ESP – Kiln - 4	65.0	3.37	154.0	6.95	35.61
	ESP – Kiln - 5	65.0	2.26	142.0	15.05	31.43
	SID-Bag House (K-1&2)	35.0	2.65	35.0	8.99	31.56
	DE-1 (Coal Circuit)	35.0	1.00	33.0	12.78	26.80
	DE-2 (Iron Ore Circuit)	35.0	1.05	35.0	10.29	31.50
	DE-3 (Product Separation)	35.0	0.82	37.0	8.95	34.43
	DE-4 (Intermediate Bin)	35.0	0.55	40.0	8.49	36.38
	DE-5 (Feeding Area Kiln-3)	30.0	0.50	36.0	9.74	27.76
	DE-6 (Coal Circuit Kiln-3)	45.0	1.50	37.0	13.34	24.58
	De-dusting (Bag House Kiln-3)	45.0	2.10	37.0	15.91	29.62
	DE-1 (Kiln-4 & Kiln-5)	30.0	1.40	36.0	9.48	26.76
	DE-2 (Kiln-4 & Kiln-5)	30.0	0.74	37.0	16.83	22.46
	DE-3 (Kiln-4 & Kiln-5)	30.0	0.93	35.0	16.55	28.71
	DE-4 (Kiln-4 & Kiln-5)	30.0	2.00	40.0	8.56	30.68
	DE-5 (Kiln-4 & Kiln-5)	30.0	0.50	36.0	9.68	27.86
	DE-6 (Kiln-4 & Kiln-5)	30.0	0.89	38.0	14.53	35.66
	DE-7 (Kiln-4 & Kiln-5)	30.0	0.52	39.0	9.79	31.51
	DE-8 (Kiln-4 & Kiln-5)	30.0	1.40	43.0	14.21	39.53
	DE-9 (Kiln-4 & Kiln-5) #	30.0	0.85	-	-	-
	DE-10 (Kiln-4 & Kiln-5)	30.0	0.69	37.0	9.82	26.44
	ESP- FBB – 1	65.0	2.90	-	-	-
	ESP- FBB -2&3	80.0	4.20	118.0	1.14	34.45
	New CHP (FBB-2&3)	30.0	1.20	37.0	0.22	25.74
	ESP- FBB- 4	61.0	2.10	125.0	1.60	32.40
ESP- FBB- 5	61.0	2.10	132.0	1.53	37.75	



Prakash Industries Limited: Champa

ESP- FBB- 6	61.0	2.10	125.0	16.39	34.56
ESP- FBB- 7	61.0	2.10	122.0	1.64	35.39
SAF Bag House – (1&2)	35.0	2.42	97.0	0.37	28.74
SAF Bag House - (3&4)	35.0	2.54	90.0	7.16	31.51
SAF Bag House - (5&6)	35.0	2.75	73.0	6.03	25.64
SAF Bag House - (7)	35.0	1.50	90.0	16.70	34.21
SAF Bag House - (8&9)	35.0	2.10	117.0	14.32	39.64
IFD (3.0 Ton Shed -1)	35.0	1.50	39.0	9.07	29.87
IFD (15Ton Old Shed-2)	30.0	1.23	38.0	5.81	37.86
IFD (6.0Ton Shed -3)	35.0	1.50	38.0	10.81	34.86
IFD (12Ton Shed - 4)	30.0	1.47	40.0	6.46	30.31
IFD (15Ton 2 nd Shed -5)	30.0	1.22	42.0	13.21	33.60
IFD {15ton 3 rd Shed-6}	30.0	1.47	36.0	6.12	27.45
IFD {15ton(Project) Shed-7}	30.0	1.20	43.0	5.98	23.63


Presently load of DE-9 (Kiln-4) has been diverted to DE – 4 (Kiln-4&5) for better performance.
 #* FBB-1 is not under operation from 25.03.2019 to continue.

AAQM REPORT

AMBIENT AIR QUALITY MONITORING DATA FOR THE MONTH OF APRIL 2019

Date	Parameter	Unit	Location -1 Nr. New Guest House	Location- 2 Nr. Gaurd Room	Location -3 Nr. Labour Colony	Location -4 Nr. Nursery Area
02/04/2019	PM (PM ₁₀)	µg/m ³	70.47	62.20	79.56	58.00
	PM (PM _{2.5})	µg/m ³	41.45	33.17	45.41	29.00
	SO ₂	µg/m ³	15.45	11.67	10.22	13.47
	NO _x	µg/m ³	25.64	19.57	18.40	20.44
09/04/2019	PM (PM ₁₀)	µg/m ³	66.63	58.31	78.43	54.14
	PM (PM _{2.5})	µg/m ³	37.48	29.15	39.96	24.99
	SO ₂	µg/m ³	12.76	13.18	9.57	10.74
	NO _x	µg/m ³	21.67	20.29	16.64	19.27
16/04/2019	PM (PM ₁₀)	µg/m ³	61.90	53.64	74.42	44.94
	PM (PM _{2.5})	µg/m ³	33.01	28.88	37.48	28.59
	SO ₂	µg/m ³	10.84	14.16	8.76	10.76
	NO _x	µg/m ³	17.29	19.87	15.74	17.20
23/04/2019	PM (PM ₁₀)	µg/m ³	65.13	57.08	70.77	49.53
	PM (PM _{2.5})	µg/m ³	36.64	32.62	49.53	33.02
	SO ₂	µg/m ³	11.77	12.64	10.29	10.76
	NO _x	µg/m ³	18.44	20.12	16.47	16.94

Note: CO was Below Detectable Limit (BDL)



Prakash Industries Limited: Champa

AMBIENT AIR QUALITY MONITORING DATA FOR THE MONTH OF MAY 2019


Date	Parameter	Unit	Location -1 Nr. New Guest House	Location- 2 Nr. Gaurd Room	Location -3 Nr. Labour Colony	Location -4 Nr. Nursery Area
02/05/2019	PM (PM ₁₀)	µg/m ³	66.32	58.10	70.46	49.73
	PM (PM _{2.5})	µg/m ³	37.30	29.05	41.45	24.86
	SO ₂	µg/m ³	12.64	14.76	9.76	10.29
	NO _x	µg/m ³	18.29	21.64	15.57	16.47
07/05/2019	PM (PM ₁₀)	µg/m ³	62.20	53.90	66.30	45.58
	PM (PM _{2.5})	µg/m ³	33.17	24.88	37.29	20.72
	SO ₂	µg/m ³	11.95	13.97	9.88	10.70
	NO _x	µg/m ³	18.50	21.44	15.67	16.96
14/05/2019	PM (PM ₁₀)	µg/m ³	61.36	49.08	69.32	44.79
	PM (PM _{2.5})	µg/m ³	32.72	24.54	40.77	20.36
	SO ₂	µg/m ³	9.59	11.68	8.46	9.55
	NO _x	µg/m ³	15.76	16.17	13.47	14.87
21/05/2019	PM (PM ₁₀)	µg/m ³	65.26	52.93	64.87	45.10
	PM (PM _{2.5})	µg/m ³	36.71	28.50	36.49	24.60
	SO ₂	µg/m ³	9.89	12.69	9.10	10.76
	NO _x	µg/m ³	15.87	17.59	14.87	15.10
28/05/2019	PM (PM ₁₀)	µg/m ³	58.00	49.75	62.20	41.47
	PM (PM _{2.5})	µg/m ³	33.14	24.87	33.17	20.73
	SO ₂	µg/m ³	11.29	10.20	8.78	12.76
	NO _x	µg/m ³	17.69	15.70	13.29	18.27

Note: CO was Below Detectable Limit (BDL)

AMBIENT AIR QUALITY MONITORING DATA FOR THE MONTH OF JUNE 2019

Date	Parameter	Unit	Location -1 Nr. New Guest House	Location- 2 Nr. Gaurd Room	Location -3 Nr. Labour Colony	Location -4 Nr. Nursery Area
04/06/2019	PM (PM ₁₀)	µg/m ³	58.03	49.99	57.01	41.64
	PM (PM _{2.5})	µg/m ³	29.01	20.83	28.50	20.82
	SO ₂	µg/m ³	13.67	11.50	9.59	9.28
	NO _x	µg/m ³	21.58	19.59	18.29	18.76
11/06/2019	PM (PM ₁₀)	µg/m ³	54.14	45.80	58.05	37.15
	PM (PM _{2.5})	µg/m ³	24.98	29.15	29.02	24.76
	SO ₂	µg/m ³	13.80	11.94	9.89	8.76
	NO _x	µg/m ³	21.70	19.68	18.97	17.69
18/06/2019	PM (PM ₁₀)	µg/m ³	57.27	49.08	61.08	40.67
	PM (PM _{2.5})	µg/m ³	28.63	24.54	32.57	28.47
	SO ₂	µg/m ³	12.50	10.17	10.77	8.69
	NO _x	µg/m ³	20.64	18.69	17.60	15.76

[Handwritten Signature]



Prakash Industries Limited: Champa

25/06/2019	PM (PM ₁₀)	µg/m ³	56.51	44.42	60.44	36.98
	PM (PM _{2.5})	µg/m ³	32.29	20.19	28.20	24.65
	SO ₂	µg/m ³	14.69	11.60	12.64	9.59
	NO _x	µg/m ³	22.57	20.50	19.57	16.44

Note: CO was Below Detectable Limit (BDL)


AMBIENT AIR QUALITY MONITORING DATA FOR THE MONTH OF JULY 2019

Date	Parameter	Unit	Location -1 Nr. New Guest House	Location- 2 Nr. Gaurd Room	Location -3 Nr. Labour Colony	Location -4 Nr. Nursery Area
02/07/2019	PM (PM ₁₀)	µg/m ³	57.55	41.59	54.58	37.80
	PM (PM _{2.5})	µg/m ³	29.15	24.98	33.32	20.82
	SO ₂	µg/m ³	15.76	17.29	12.64	10.57
	NO _x	µg/m ³	26.17	27.09	20.20	19.50
09/07/2019	PM (PM ₁₀)	µg/m ³	49.65	35.21	56.84	45.11
	PM (PM _{2.5})	µg/m ³	28.78	20.82	29.16	24.73
	SO ₂	µg/m ³	15.90	14.64	12.57	10.44
	NO _x	µg/m ³	25.10	24.07	21.50	19.95
16/07/2019	PM (PM ₁₀)	µg/m ³	47.22	40.53	51.58	39.47
	PM (PM _{2.5})	µg/m ³	24.99	21.30	25.13	21.02
	SO ₂	µg/m ³	13.76	14.90	12.69	10.59
	NO _x	µg/m ³	21.57	23.07	20.57	19.87
23/07/2019	PM (PM ₁₀)	µg/m ³	45.58	34.56	49.69	40.60
	PM (PM _{2.5})	µg/m ³	25.03	20.43	28.89	20.28
	SO ₂	µg/m ³	12.64	9.57	10.70	13.14
	NO _x	µg/m ³	20.58	15.64	19.50	20.67
30/07/2019	PM (PM ₁₀)	µg/m ³	50.61	39.67	54.22	37.47
	PM (PM _{2.5})	µg/m ³	28.51	24.43	29.02	20.73
	SO ₂	µg/m ³	10.63	10.57	13.44	11.59
	NO _x	µg/m ³	17.64	17.90	20.57	19.44

Note: CO was Below Detectable Limit (BDL)

AMBIENT AIR QUALITY MONITORING DATA FOR THE MONTH OF AUGUST 2019

Date	Parameter	Unit	Location -1 Nr. New Guest House	Location- 2 Nr. Gaurd Room	Location -3 Nr. Labour Colony	Location -4 Nr. Nursery Area
06/08/2019	PM (PM ₁₀)	µg/m ³	47.89	42.63	55.63	40.41
	PM (PM _{2.5})	µg/m ³	29.18	25.00	33.33	20.85
	SO ₂	µg/m ³	13.67	15.7	10.47	12.44
	NO _x	µg/m ³	23.60	24.29	19.59	20.57



Prakash Industries Limited: Champa


13/08/2019	PM (PM ₁₀)	µg/m ³	49.34	40.30	57.38	37.89
	PM (PM _{2.5})	µg/m ³	28.89	24.88	37.47	24.65
	SO ₂	µg/m ³	13.90	15.47	11.29	12.60
	NO _x	µg/m ³	23.70	24.07	20.76	21.70
20/08/2019	PM (PM ₁₀)	µg/m ³	45.53	37.83	54.60	35.41
	PM (PM _{2.5})	µg/m ³	29.80	20.83	33.35	20.85
	SO ₂	µg/m ³	13.66	12.97	9.57	10.57
	NO _x	µg/m ³	21.57	19.50	17.47	16.50
27/08/2019	PM (PM ₁₀)	µg/m ³	50.47	39.86	54.56	34.86
	PM (PM _{2.5})	µg/m ³	33.17	24.76	33.31	16.68
	SO ₂	µg/m ³	15.69	13.47	10.89	12.78
	NO _x	µg/m ³	23.49	21.57	20.69	21.89

Note: CO was Below Detectable Limit (BDL)

AMBIENT AIR QUALITY MONITORING DATA FOR THE MONTH OF SEPTEMBER 2019

Date	Parameter	Unit	Location -1 Nr. New Guest House	Location- 2 Nr. Gaurd Room	Location -3 Nr. Labour Colony	Location -4 Nr. Nursery Area
03/09/2019	PM (PM ₁₀)	µg/m ³	42.61	37.84	47.14	40.57
	PM (PM _{2.5})	µg/m ³	28.63	24.88	32.73	24.43
	SO ₂	µg/m ³	12.75	15.19	9.70	11.47
	NO _x	µg/m ³	19.69	23.47	18.44	20.69
10/09/2019	PM (PM ₁₀)	µg/m ³	39.78	35.60	43.58	38.70
	PM (PM _{2.5})	µg/m ³	29.02	24.32	29.16	20.83
	SO ₂	µg/m ³	12.89	14.60	9.95	10.47
	NO _x	µg/m ³	20.57	23.50	20.67	21.50
18/09/2019	PM (PM ₁₀)	µg/m ³	40.68	33.59	45.56	35.61
	PM (PM _{2.5})	µg/m ³	24.88	20.82	32.43	20.44
	SO ₂	µg/m ³	14.35	17.56	10.37	12.57
	NO _x	µg/m ³	25.09	26.17	21.57	23.59
24/09/2019	PM (PM ₁₀)	µg/m ³	43.57	36.82	48.24	33.44
	PM (PM _{2.5})	µg/m ³	28.38	20.28	28.45	16.67
	SO ₂	µg/m ³	10.95	14.76	10.86	12.84
	NO _x	µg/m ³	21.64	25.09	23.47	25.50

Note: CO was Below Detectable Limit (BDL)





Prakash Industries Limited: Champa

ANNEXURE – II


EFFLUENT/ WATER QUALITY MONITORING REPORT For the period of April 2019 to September 2019

Month	Parameters & Units	STP Outlet	ETP(1) (OLD) Outlet	ETP(2) (NEW) Outlet	River water (Hasdeo)	Ground water (Bore well)
April – 2019	BOD (mg/l)	9.50	6.50	7.00	6.00	BDL
	COD (mg/l)	50.00	30.00	35.00	30.00	BDL
	SS (mg/l)	8.79	7.72	8.17	2.75	8.89
	O&G (mg/l)	0.50	0.50	0.60	BDL	BDL
	pH	7.89	7.87	7.82	7.76	7.15
May – 2019	BOD (mg/l)	10.00	6.00	6.50	6.00	BDL
	COD (mg/l)	55.00	35.00	35.00	30.00	BDL
	SS (mg/l)	8.56	7.48	7.57	2.85	5.69
	O&G (mg/l)	0.60	0.50	0.50	BDL	BDL
	pH	7.57	7.70	7.76	7.80	7.20
June – 2019	BOD (mg/l)	9.50	6.50	6.00	6.00	BDL
	COD (mg/l)	50.00	40.00	35.00	30.00	BDL
	SS (mg/l)	8.44	7.34	7.15	2.95	8.76
	O&G (mg/l)	0.70	0.60	0.50	BDL	BDL
	pH	7.70	7.76	7.59	7.82	7.15
July – 2019	BOD (mg/l)	9.00	9.50	8.50	7.00	BDL
	COD (mg/l)	50.00	60.00	55.00	50.00	BDL
	SS (mg/l)	9.50	8.40	7.70	8.70	6.90
	O&G (mg/l)	0.70	0.60	0.50	BDL	BDL
	pH	7.96	7.68	7.87	7.82	7.20
August – 2019	BOD (mg/l)	8.50	9.00	8.50	7.50	BDL
	COD (mg/l)	45.00	50.00	50.00	40.00	BDL
	SS (mg/l)	9.84	8.79	7.87	9.50	7.80
	O&G (mg/l)	0.70	0.60	0.60	BDL	BDL
	pH	7.67	7.70	7.76	7.84	7.19
September – 2019	BOD (mg/l)	8.50	6.50	6.00	6.00	BDL
	COD (mg/l)	50.00	40.00	35.00	30.00	BDL
	SS (mg/l)	8.70	8.45	7.96	2.84	8.24
	O&G (mg/l)	0.70	0.50	0.50	BDL	BDL
	pH	7.92	7.79	7.58	7.87	7.16



SOLID WASTE GENERATION AND UTILIZATION
For the period of April 2019 to September 2019

Sl. No.	Name of the Solid Waste	Quantity Generated (MT)	Disposal Method & Quantity	
			Disposal Method	Quantity (MT)
1	2	3	4	
A. Sponge Iron Division - Kiln Waste				
Kiln Waste				
I	Char, Dolochar	133069	Used in CPP boiler for Power generation. Time to time temporarily stored in yard.	91354
II	Wet Scrapper Dust	62370	Used in roads making & filling of pits.	104085
III	ESP dust		Disposal in abandoned mines. Time to time temporarily stored in yard.	
IV	Bag filter dust & other dust		Disposal in abandoned mines. Time to time temporarily stored in yard.	
	Total	195439		195439
B. Captive Power Plant				
I	Fly ash & Bottom ash	364020	1. Used in mine filing. 2. Used in PIL Bricks plant.	364020
C. Induction Furnace Division				
I	Slag-IFD	125016	Used in road construction & filling of low lying areas. Time to time temporarily stored in yard	125016
D. Sub Merged Arc Furnace				
I	Slag-SAF	25193	Used in road construction & filling of low lying areas. Time to time temporarily stored in yard	25193
a.	Iron Ore fines: It is generated during crushing of Iron Ore and this is by-product to us. We are using this in the plant premises & sale to nearby cement plants & in market. Time to time temporarily stored in yard.			
b.	Accretion Material: It is generated in the Kiln and is taken out during shut down. We are using this in widening and strengthening of the roads.			
c.	Coal dust/reject coal/ coal lumps: Used in CPP boiler for Power generation. Time to time temporarily stored in yard.			




GREEN BELT – PLANTATION REPORT

From 1991 to December 2009 we had planted approx.1,86,640 saplings and from January 2010 to September 2019 approx. 1,00,000 saplings. Thus, the total number of saplings which we have planted and survived are approx. 2.86 Lacs. During the monsoon of 2019, we have planted approx 10,000 species in the area available in campus.

Year	Number of Trees	Cumulative (Approx.)
Upto December 2009		186640
2010	10000	196640
2011	10000	206640
2012	10000	216640
2013	10000	226640
2014	10000	236640
2015	10000	246640
2016	10000	256640
2017	10000	266640
2018	10000	276640
2019	10000	286640

Details of the species planted in the Premises

NEEM, GUAVA, BAKOOL, SISSO, GULMOHAR, BOGAN VELIA ,ASHOKA, KACHNAR, AUSTRALIAN BABOOL, BER, MANGO, KARANJ, SAGUN, ARJUN, SUBABOOL, SIRAS, KHAMAR, PELTAFORAM, BAKAYAN, NILGIRI, KANER, IMLI, JETROPHA, BANS, PARAS, PIPAL, AMLA, JAMUN, etc.





Prakash Industries Limited

(AN ISO 9001, 14001 AND OHSAS 18001 Certified Company)

Champa-495671 Distt. - Janjgir-Champa (Chhattisgarh)

CIN: L27109HR1980PLC010724

Phone: 07819-245103, 245108, 245378

Fax: 07819-283594 Web. - www.prakash.com

पी.आई.एल./ई.एच.एस./ई.एन.व्ही/2015/1158

दिनांक - 27.11.2015

प्रति,
क्षेत्रीय अधिकारी,
छत्तीसगढ़ पर्यावरण संरक्षण मण्डल,
व्यापार विहार, पं. दीनदयाल उपाध्याय पार्क के पास,
बिलासपुर (छ.ग.)

विषय:- उद्योग परिसर एवं आसपास के परिक्षेत्र में किये गये वृक्षारोपण मूल्यांकन के संबंध में।

संदर्भ:- 1. आपका पत्र क्र. 553/क्षेका/छ.ग.प.सं.म./2015 बिलासपुर, दिनांक 12.06.2015.

2. आपका पत्र क्र. 1186/क्षेका/छ.ग.प.सं.म./2015 बिलासपुर, दिनांक 03.09.2015.

महोदय,

विषयांतर्गत लेख है, कि आपके संदर्भित पत्र के अनुक्रम में हमारे उद्योग द्वारा, उद्योग परिसर एवं आसपास के परिक्षेत्र में किये गये वृक्षारोपण का मूल्यांकन, आपके द्वारा दी गई सूची के अनुसार " सोसायटी फॉर इनवायरमेंट एण्ड इंटीग्रेटेड डेवलपमेंट " रायपुर के माध्यम से कराया है, जिसके मूल्यांकन/सत्यापन रिपोर्ट की प्रति (संलग्नक-01) आपकी ओर प्रेषित है।

सादर

कृते प्रकाश इण्डस्ट्रीज लिमिटेड

(डॉ.व्ही.बी.अपाले)

उपाध्यक्ष-पर्यावरण, स्वास्थ्य एवं सुरक्षा विभाग

प्रतिलिपि:-

सदस्य सचिव,

छत्तीसगढ़ पर्यावरण संरक्षण मण्डल,

व्यावसायिक परिसर, छ.ग. हाउसिंग बोर्ड,

एम्स कॉलोनी के पास, कबीर नगर, रायपुर (छ.ग.)

: वृक्षारोपण की मूल्यांकन/सत्यापन रिपोर्ट आपकी ओर सादर प्रस्तुत।

Head Office Near I O C L Depot Main Najafgarh Road, Bijwasan, New Delhi-110061

Regd Office 15 Km stone, Delhi Road, Hissar-125 044(Haryana) INDIA



